






Corporate Performance Report

For the period April 2013 - September 2013



Report key and guidance

This report provides an update on progress against projects and performance indicators against each Corporate Plan priority. Symbols are used to give a quick indication of progress.

	Projects	Performance Indicators
 	The project is complete	
	The project is on track	Performance is on target
	The project is slightly off schedule or at risk of going off schedule	Performance is worse than target
	The project is significantly off schedule	Performance is significantly worse than target

Where a project or performance indicator is highlighted as an amber circle or red triangle an explanation is given and remedial actions are identified.




The majority of indicators are reported monthly, but there are a number that are reported quarterly. Where this is the case, it is indicated by a (Q1) next to the data. If an indicator is reported to a different pattern (e.g. annually) this is noted next to the data.



Priority 1: We will support the growth of our economy and the number of people in work

The Council is committed to help drive growth across the district by promoting investment, skills, employment, efficiency and innovation to provide a sustainable mixed economy. We will actively promote opportunities such as Regional Growth Funds and will continue to lobby to improve accessibility and development opportunities. The Council cannot deliver this priority on its own and will take the lead through the Thanet Regeneration Board, working with partners from public, private and voluntary sectors to bring jobs into the area.






The Council has direct responsibility for the Ramsgate Port and Marina, a key driver in the local economy. Consequently, a number of the projects and indicators listed below relate to our work at the Port and Marina.

Key Projects

Alert	Description	Progress update	Explanation (if not on target) and next steps / remedial action
	Develop the Local Plan	The Local Plan sets out Thanet's strategy for growth to 2031. Public consultation on issues within, and options for the plan ended on 14 th August 2013. Consultation responses are being used to inform the drafting of policies over the next two months.	
	Develop the Ramsgate Maritime Plan	The draft Ramsgate Maritime Plan was discussed by the Cabinet Advisory Group (CAG) on 24th September 2013, and has been recommended to be taken forward for consideration by Cabinet in November 2013. No specific changes were made to the draft, but it has been noted by the CAG, who have asked that their minuted observations be part of the report to Cabinet.	The amber reflects the fact that progress has taken longer to achieve than initially envisaged as the development of a suitable draft for consideration by the CAG took longer than originally planned. The draft plan will be reported to Cabinet on 14th November.
	The Yacht Valley project: Ramsgate harbour and port (Match funded project)	An extensive programme of works to commercial units in the harbour arches has been undertaken. This included installation of new electrical, water, and telephone ducting for each arch, and replacement of six weak floors and internal stairways for most double arches. Unforeseen extra costs were incurred for provision of services and this reduced the	Although progress was slower than originally envisaged, the desired outcomes are being achieved. The alert remains at amber until the partners agree the changes to programme.

		<p>available funding that remained. Consequently the spend profile has been reviewed to ensure most effective use of the remaining funds.</p> <p>Also a proposed change to the spend profile was submitted to project partners and EU in August 2013.</p> <p>So far one arch had been let and potential tenant evaluations are in hand for three others.</p>	
	<p>Feasibility study for new quay and breakwater at Ramsgate port</p>	<p>The contract has been let to provide this study. It will give an economic analysis of the alongside quay proposal exploring market need and potential in various marine sectors.</p> <p>A successful event (attended by key maritime sector representatives) to inform feasibility assessment of the 'Alongside Quay' proposal took place on 13th September. A report of findings from the event has been completed.</p> <p>Technical scoping work is progressing but is slightly behind schedule due to other priority project and reactive work.</p> <p>The original bid for c£5m to the Coastal Communities Fund was unsuccessful, but this was primarily due to the limited funding available and the size of this scheme, rather than lack of support for the scheme itself. In the meantime, funding for the feasibility work has been formally approved by LOPINOD.</p>	<p>The technical and economic feasibility work will inform the direction of the project leading to the recommendation of a preferred option for approval.</p> <p>The council is optimistic that future funding bidding will be successful.</p>
	<p>Community Infrastructure Levy</p>	<p>This is a new levy that local authorities can choose to charge on new developments in their areas. Scenario testing has been undertaken against potential housing numbers and policy options in the Local Plan.</p> <p>The project has been scoped and a Preliminary Draft Charging Schedule will be prepared following viability assessment, infrastructure appraisal and engagement with members.</p> <p>The draft charging schedule is anticipated in April 2014.</p>	




Key Performance Indicators (KPIs)

Alert	Description	Target	Actual	Explanation and remedial action (if not on target)
	% of Council owned investment property which is vacant	4%	6.36%	There has been insufficient time for the new approaches to asset management to have impacted on this measure.
	Number of enquiries to the VIC service	44,263	48,697	Also in priority 8
	Number of visiting leisure vessels at Ramsgate Royal Harbour	3,681	4,683	
	Average total metrage of occupied permanent berths in Ramsgate Royal Harbour	3.6km	3.63km	
	Number of fishing and angling boats in Ramsgate Marina	42	44	





Priority 2: We will tackle disadvantage across our district

The Council is committed to tackle the issues which can lead to disadvantages for residents through lack of work, skills and poor housing. We will work towards our vision that everyone in Thanet has the same opportunities to access housing, work and an income close to the Kent average, while ensuring that the momentum of economic growth is maintained.

Key Projects

Alert	Description	Progress update	Explanation (if not on target) and next steps / remedial action
	<p>Ensure that the Council is prepared for the impacts of welfare reform</p>	<p>Systems are in place for sharing information on Welfare Reform between TDC departments, and with KCC. Risk assessments exist and are being reviewed. A major risk review will occur when Universal Credit implementation dates are known.</p> <p>To date the numbers of people impacted locally by Welfare Reform is not as high as forecast originally.</p> <p>Active monitoring exists for key areas where the reforms impact on provision of council services. This includes housing options (homelessness) and housing regeneration (housing conditions). Community Services officers are working with housing benefits to mitigate need.</p> <p>Issues will be escalated to SMT and members as necessary.</p>	<p>No date has yet been given for local implementation of the Universal Credit reform.</p> <p>An overview report is currently being prepared to summarise social changes being observed in Thanet. Also, a set of quantitative indicators for long-term monitoring of wellbeing are being compiled to place the impacts of welfare changes in context.</p>
 	<p>Review the Housing Allocation Policy</p>	<p>Full Council approved the Allocation Policy on 11 July 2013. This project is now complete.</p> <p>Implementation of the agreed policy involves setting up an online Housing register (see Priority 7 below)</p>	


Key Performance Indicators (KPIs)

Alert	Description	Target	Actual	Explanation and remedial action (if not on target)
	Average length of time to process Disabled Facilities Grants (referral to completion) (weeks)	68.00 wks	69.58 wks	A large number of cases have been taken off the waiting list that had been on the list in excess of 1 year. This has meant that the time from referral to completion of the grant has been extended on a larger number of cases which has affected the average. We anticipate that this may continue to be the case for the next quarter and will then begin to improve by the end of the year.
N/A	Number of approaches for housing advice	1,206 (2012/13 first 6 months actual)	1,290	The figure in the target column is the number of approaches in the first six months of 2012/13. This figure indicates the increasing demand associated with welfare reforms.
N/A	Number of households on the housing register	N/A	258	The figure shows the number of online registrations processed, using the system introduced at the beginning of September; the number will increase.
	Average time taken to process all new claims and change events for Housing and Council Tax Benefit	9.43 days	8.31 days	
	Benefits accuracy – percentage of Housing and Council Tax Benefit decisions that were correct.	95.9%	96.67%	
	Number of affordable homes delivered ('affordable' is defined by former national indicator NI155. It is as set out in Planning Policy Statement PPS3, 'including social-rented and intermediate housing'. These dwellings are all let below market rent).	Half-year: 0 Whole Year: 112	2	Target numbers are profiled within the programme – the council still expects to deliver 112 affordable homes by the end of the financial year. Also in priority 7.



Priority 3: We will support our community and voluntary organisations

The economic climate has made it much tougher for the diverse range of community and voluntary organisations which operate in Thanet. The Council is committed to working with our partners in the community and voluntary sector, recognising the value of their work and the difference they make to the lives of local people. The Council is also committed to implementing its responsibilities under the new Community Rights effectively so that local communities are empowered to direct and influence their futures.

Key Projects

Alert	Description	Progress update	Explanation (if not on target) and next steps / remedial action
	Engage communities in developing solutions for waste management and street cleanliness	This project will not start until the results of the Public Realm project (see priority six below) are written up, as that project will help inform this project.	



Key Performance Indicators (KPIs)




Alert	Description	Target	Actual	Explanation and remedial action (if not on target)
	Number of initiatives undertaken in partnership with the voluntary/ community sector which support the delivery of the Council's priorities	9	11	
	Number of community groups working in active partnership with the Council on open spaces	15	20	<p>The groups are:</p> <ol style="list-style-type: none"> 1 Friends of Margate Cemetery 2 Westcliff Rose Garden 3 Spencer Square 4 Nelson Crescent 5 Liverpool Lawn 6 Montefiore Woods 7 Mocketts Wood 8 Dalby Sqaure 9 Charlotte Court 10 Friends of Ellington Park 11 League of Friends Ramsgate Cemetery 12 Windmill Project 13 Project Motorhouse 14 St Peters Village Tour 15 St Lawrence churchyard 16 Broadstairs Brush up 17 Culmers allotments 18 Garden Gate project 19 Sea Road Gardens – Chilterns 20 Wrotham Crescent group <p>Also in priority 11</p>

Priority 4: We will make our district a safer place to live


The Council's partnerships with the police and other agencies involve detailed planning to tackle the issues and the offenders who cause most harm, using a range of statistics, data and local knowledge to identify the level of support needed in each neighbourhood. The Council recognises that issues of anti-social behaviour such as noise nuisance, dog fouling, littering and dumped rubbish have a major impact on the quality of life for residents and uses a variety of methods to tackle these. The safety of the public is a key concern for the Council's Environmental Health team, helping to prevent food poisoning incidents and accidents by ensuring businesses operate to the required legislation.

Key Projects

Alert	Description	Progress update	Explanation (if not on target) and next steps / remedial action
	Implement the National Food Hygiene Rating Scheme	<p>The scheme has been bedded in with local traders for more than a year by carrying out food hygiene inspections in accordance with the National Food Hygiene Rating Scheme. The aim is to encourage food business operators to ensure that their premises comply with food hygiene law.</p> <p>The number of inspections being made continues to increase (over 100 premises were rated in August and September 2013); and the team have been undertaking an extension to the programme during weekends and evenings.</p> <p>As at 30th September 2013 some 420 Thanet food premises were rated with a score reflecting the hygiene found at the time of the inspection.</p> <p>Ratings for individual premises are available on a national website and via phone apps so that anyone can view ratings to help them choose where to purchase food.</p>	<p>The scheme is taking longer to implement than originally intended. The delay is primarily the knock-on effect of establishing a Designated Port of Entry (DPE) at Manston airport. Unfortunately low staffing levels are impacting on the number of routine daytime inspections. Further recruitment is well underway, but short term staffing issues remain.</p> <p>The inspection regime of food premises will continue until all food premises are assessed.</p>
	Implement the Thanet Community Safety Plan	<p>The Community Safety Plan focusses on ASB, Domestic Abuse, Violent Crime, Acquisitive crime and Substance Misuse.</p> <p>The work plan for 2013-14 is on target and eight of the 36 actions are completed, with all other actions in progress.</p> <p>A six month progress summary was</p>	

		presented to the Community Safety Partnership executive group and TDC Overview and Scrutiny working party in September 2013.	
	Provide options for making efficiencies in CCTV provision	Direct cost information has been obtained, and options have been identified. Whole life costings for the options are currently being prepared with TDC Finance team, so that clear evaluation of options can be reported.	Cost calculations are now being finalised, and a report explaining the options will go to the next meeting of Cabinet.
 	Establish infrastructure for KIA's Designated Port of Entry (DPE) status	Official permanent Designated Point of Entry status at Manston Airport has now been granted, and an on-site team has been established. This project is now complete. Subject to the success of Manston airport this project will be of significant benefit to Thanet in the longer term.	The team is now working towards provision of a seven day a week service.



Key Performance Indicators (KPIs)

Alert	Description	Target	Actual	Explanation and remedial action (if not on target)
	Percentage of food hygiene premises awarded 3 stars or more	80.0%	78.4%	The result shows findings on inspection of 420 food premises in Thanet. The inspection report identifies areas where improvement is required.
N/A	Percentage of High Risk ASB cases that are resolved	TBC	Not yet reported	A new monitoring system with better risk analysis is now in place, but reporting systems are yet to be finalised.



Priority 5: We will work to improve parking and transportation in our district

The recent growth in visitor numbers following the opening of the Turner Contemporary and further developments over the coming years will place increasing demands on local transport and parking provision. The Council is committed to developing a Parking Strategy, in consultation with local people, which sets clear direction for the regulation and management of off and on street parking arrangements. The Council can only achieve improvements to roads and pavements in partnership with Kent County Council, which is the lead local organisation responsible for transport and highway matters. The Council will endeavour to influence and encourage them and government to tackle this important issue.

Key Projects

Alert	Description	Progress update	Explanation (if not on target) and next steps / remedial action
	Conduct a parking review and develop a new Parking Strategy	<p>The results of public parking consultation are due to be released by the end October 2013.</p> <p>Cabinet are recommending the freezing of most parking fees and charges, and continuation of the free Saturday parking scheme.</p> <p>All fees & Charges are to be decided in December Council.</p> <p>The policy will now be produced in 2014.</p>	<p>The project has taken longer to achieve than originally envisaged.</p> <p>However, the timescale still enables implementation of any revised fees in April 2014.</p>
	Develop a transport strategy for Thanet to support the local plan.	The strategy will be reported to cabinet in April 2014 for agreement to go out to consultation alongside the Local Plan	

Key Performance Indicators (KPIs)



Alert	Description	Target	Actual	Explanation and remedial action (if not on target)
N/A	Number of PCN's issued	N/A	7,222	
	Income from on-street parking	£394,940	£395,276	
	Income from off-street parking	£619,600	£591,710	Parking behaviour has adjusted to the free Saturday parking scheme. Off street parking income is adversely affected.


Priority 6: We will make our district cleaner and greener and lead by example on environmental issues

The Council is committed to deliver street cleansing and waste and recycling services that deliver value for money, recognising that these are two of the most important services that we provide. The Council will use both education and enforcement to encourage effective management of waste and a reduction in littering and dumped rubbish.






The Council is committed to reducing its own carbon footprint and to encouraging sustainable energy solutions locally, supporting the operations of London Array and Thanet Offshore Wind from Ramsgate Port.



Key Projects

Alert	Description	Progress update	Explanation (if not on target) and next steps / remedial action
N/A	Carry out upgrade to the waste transfer site	The proposed works at Manston depot have been reconsidered. The intended work will not be cost-effective, will not make the depot fit for the future, and is not essential for the implementation of the new recycling and waste scheme (see below).	The project as originally planned is no longer being progressed. It will be replaced subsequently with a project to carry out an options appraisal for the future location of recycling and waste services.
	Introduce new recycling and waste services	<p>The improved waste service will increase resident recycling. All aspects of procurement and delivery of the project are on track.</p> <p>Restricted access vehicles are in the process of being procured; meanwhile a temporary solution is in place.</p> <p>The project has stimulated the creation of policies to support the service; these were adopted by Cabinet on 12th September.</p>	
	Develop new approaches to undertaking street cleansing to improve results and public perception, whilst reducing costs.	<p>Ramsgate has successfully been used to test one of the approaches, leading to substantial improvement to street cleanliness in the centre of Ramsgate.</p> <p>All Thanet streets have been assessed for usage and cleansing needs; the results have led to a provisional zoning of cleansing for the whole of Thanet.</p> <p>The project timescale has slipped due to the necessity of committing all resources</p>	<p>It is still expected that the project will be delivered, but later than originally planned.</p> <p>New working practices will be rolled out to priority zones first.</p>

		to delivery of the new waste and recycling service.	
	Public Realm Project	The project has explored different ways of working to tackle fly posting, fly tipping, litter, dog fouling, nuisance parking and environmental issues relating to housing, in two pilot wards. The project findings, including consideration of the balance between enforcement and education are due to be written up in November 2013. This will complete the project.	

Key Performance Indicators (KPIs)




Alert	Description	Target	Actual	Explanation and remedial action (if not on target)
	Percentage of household waste sent for re-use, recycling and composting	28.76% (Q1)	25.4±1% (Q1)	Second quarter estimates not yet available. Implementation of new waste & recycling service (November 2013) is designed to improve recycling levels.
	Residual household waste per household per quarter (reported quarterly)	126.42 kg (Q1)	116.6±10kg (Q1)	Second quarter estimates not yet available.
	The number of street cleansing complaints (doesn't include dumped waste & gull damage reports)	758	737	
N/A	The number of dumped waste reports	N/A	1326	A target is not set as this is an indicator of workload rather than performance
	The number of street scene enforcement actions taken	234	259	
	Satisfaction with street cleanliness	70% (2012/13)	52.1% (2012/13)	Data comes from the annual budget consultation. The 2013-14 consultation will be launched in November, with results available early in 2014. The figure is an improvement on the previous survey carried out in 2009 which recorded 48.2% satisfaction. A new approach to street cleansing will be rolled out this year. This will provide greater mobility of cleansers





				<p>and better mechanical sweeping.</p> <p>Litter associated with household collections and the ability of some residents to adequately contain their waste is a major issue. A substantial officer resource is committed to solving the causes of uncontained litter.</p>
	Satisfaction with household waste collection	80% (2012/13)	79.1% (2012/13)	<p>Data comes from the annual budget consultation. The 2013-14 consultation will be launched in November, with results available early in 2014.</p> <p>An improved collection service will commence in November 2013. This will provide a much wider range of items collected from the doorstep including glass, more plastics and food waste.</p>
	Satisfaction with household recycling	71% (2012/13)	70.1% (2012/13)	<p>Data comes from the annual budget consultation. The 2013-14 consultation will be launched in November, with results available early in 2014.</p> <p>An improved collection service will commence in November 2013. This will provide a much wider range of items collected from the doorstep including glass, more plastics and food waste.</p>

Priority 7: We will plan for the right number and type of homes in the right place (with appropriate tenure) to create sustainable communities in the future




The Council intends to ensure that local housing is developed appropriately to create mixed and sustainable communities. Locally, average house prices and rents are high when compared to average household income. The Council aims to ensure that everyone in Thanet has access to housing that is both affordable and of high quality. The Council is committed to continuing its successful work in bringing empty properties back into use, and will work with partners to tackle and provide innovative solutions to the problems of empty properties.

Key Projects

Alert	Description	Progress update	Explanation (if not on target) and next steps / remedial action
	Deliver the Margate Housing Intervention Project	<p>This 15 year multi-agency initiative remains on track with the help of increased private investment in the area. There are short-term challenges related to funding – KCC have stated that they are now unable to deliver their commitment, and an alternative loan scheme is currently being developed.</p> <p>TDC have acquired six properties (which in original form comprised 112 units of accommodation) and are currently negotiating on purchasing a further site that has planning permission for 14 flats.</p>	
	Develop an in-house scheme for managing private rented accommodation	<p>The scheme considers new ways of delivering services that deal with homelessness, and ways of working effectively with private landlords. A consultant's feasibility study has assessed the potential for developing a successful local letting agent. A further joint meeting with the report consultants on 24th July 2013 agreed that further financial modelling is required.</p> <p>Officers are now at the stage of evaluating how the scheme could be implemented.</p>	<p>The amber rating reflects that the project is behind schedule and requires further financial modelling before a decision can be taken.</p> <p>Financial modelling is being undertaken by TDC Financial Services.</p>
	Acquire 50 units (originally 30) for affordable housing in Ramsgate	The current year target for purchases has been achieved; however, additional funding has been granted to deliver a further 20 units. Six additional units are to be delivered this year under a lease repair scheme. Work is currently underway on progressing this scheme.	

	<p>Complete HRA asset management strategy</p>	<p>All HRA sites have been identified, and this list has been cross referenced to the East Kent Housing capital programme.</p> <p>Options for sites are being considered prior to finalising the strategy. The strategy will set out the processes for dealing with HRA sites, including those which are surplus to requirements and could be suitable for redevelopment.</p>	
	<p>Deliver the Selective Licensing Scheme in Margate and Cliftonville</p>	<p>Following successful defence of the judicial review, licencing fee income has been used to help staff this scheme.</p> <p>Enforcement is now ongoing, and will continue for the remainder of the scheme, until April 2016. Future reports during this period will provide evidence on the effectiveness of licencing.</p>	
	<p>Housing online registration</p>	<p>Online registration of applicants for council housing officially went 'live' on 2 September 2013. Workshops were held in several locations to assist customer registration.</p> <p>The system is now being successfully accessed by applicants. The project to set up online registration is now complete.</p>	
	<p>Excellent homes for all</p>	<p>Kent County Council (KCC) and five district and borough council partners, including Thanet, have received initial approval for private finance initiative (PFI) credits from the Department for Communities and Local Government (DCLG), to be used for delivery of an 'Excellent Homes for All' project.</p> <p>However, there is currently an affordability gap (£3million) in the proposal, and ways of bridging this are now being explored. Timescales are at risk because of the protracted nature of negotiation with DCLG.</p>	<p>KCC are now assessing whether 'Supporting People' funding could be used to bridge the funding gap.</p> <p>If the funding gap is not bridged, the viability of the project is undermined.</p>

Key Performance Indicators (KPIs)


Alert	Description	Target	Actual	Explanation and remedial action (if not on target)
	Number of private sector housing notices issued on landlords	50	63	
	Number of empty properties brought back into use	56	83	
TBC	Number of dwellings covered by selective licensing		1,161	
	Number of affordable homes delivered ('affordable' is defined by former national indicator NI155. It is as set out in Planning Policy Statement PPS3, 'including social-rented and intermediate housing'. These dwellings are all let below market rent).	Half-year:0 Whole Year: 112	Half-year actual: 2 (units still under being built)	Target numbers are profiled within the programme – the council still expects to deliver 112 affordable homes by the end of the financial year. Also in priority 2

Priority 8: We will support excellent and diverse cultural facilities and activities for our residents and visitors



The Council is committed to Thanet's heritage as a seaside destination and recognises the role that theatres, museums, galleries, festivals and events play in making Thanet a great place to live in and to visit. In an environment where funding for the cultural sector is reducing, the Council is placing greater emphasis on working with partners and exploring other ways of providing services and facilities.

The Council is committed to the visitor economy, working in partnership with Visit Kent to market the area to potential visitors across the country, and is driving forward the development of the Dreamland Heritage Park aiming to build on the increased tourism offering created by the Turner Contemporary.

Key Projects

Alert	Description	Progress update	Explanation (if not on target) and next steps / remedial action
	Deliver the Dreamland Heritage Amusement Park	<p>Following the council's application for compulsory purchase (CPO) of the site, a series of appeals by the site owners has culminated in the Court of Appeal's agreement with the High Court finding in the council's favour.</p> <p>The ownership of the site was vested in the Council on the 3rd September 2013.</p> <p>Detailed site surveys have been instructed for condition assessments. These are expected to report in November 2013.</p>	The Council is protecting and progressing the opportunity to regenerate Margate. It is consistently endeavouring to facilitate a viable Theme Park of historic thrilling rides, and will continue to take appropriate action to achieve this end.

Key Performance Indicators (KPIs)

Alert	Description	Target (YTD)	Actual (YTD)	Explanation and remedial action (if not on target)
	Number of enquiries to the VIC service	44,263	48,697	Also in priority 1
	Number of visits to TDC owned sport and leisure centres	419,752	480,437	Also in priority 9

Priority 9: We will support a broad range of sports, leisure and coastal activities

The Council continues to provide a diverse range of indoor and outdoor leisure facilities and also provides activities throughout the year in all areas of the district for all ages. The Council is committed to ensuring that Thanet's coastline is protected and maintained to a high standard, recognising that it is a fantastic free resource for active recreation. The Council offers a variety of beach and water sports activities around the coast for residents and visitors alike.

Key Projects

Alert	Description	Progress update	Explanation (if not on target) and next steps / remedial action
★ ✓	Develop the new Ramsgate Pool and Spa	Works on this Your Leisure (formerly Thanet Leisure Force and Vista Leisure) contract completed in July 2013. The new Ramsgate Leisure Centre was officially opened on 1 st August.	
★	Review sport, leisure and play facilities in Thanet	The project contains three sections that are still ongoing: <ul style="list-style-type: none"> • a 'playing pitch' audit that will begin when Sport England update the template being used nationally; • a play development and play facilities report that is currently being undertaken; and, • a refresh of the Sport Facilities Improvement Plan (2009-10) that is expected in early 2014. 	

Key Performance Indicators (KPIs)



Alert	Description	Target	Actual	Explanation and remedial action (if not on target)
★	Number of visits to TDC owned sport and leisure centres	419,752	480,437	Also in priority 8
★	Total throughput for TDC organised sport activities	3,978	4,090	

Priority 10: We will influence the work of other agencies to ensure the best outcomes for Thanet

The Council plays a key leadership role for the local area, and is committed to building strong relationships with other service providers from the public, private, voluntary and community sectors. As well as providing assistance and support, the Council influences and challenges other service providers, encouraging them to develop their service in ways which best meets the needs of people in Thanet.

The Council is a lead member of a number of partnership bodies including the Thanet Regeneration Board, the Margate Task Force and the Community Safety Partnership. We work with many types of organisation including local residents groups, charities and larger organisations such as the University and Kent Fire and Rescue. Our efforts to deliver every one of the other ten priorities involve partnership working in some form and key partnership activities are identified in the priorities which they support. The work of the Margate Task Force project cuts across a number of the priorities and was monitored against this priority in 2012/13. For 2013/14 it has been assigned to priority 2 (we will tackle disadvantage across our district).

Key Projects

Alert	Description	Progress update	Explanation (if not on target) and next steps / remedial action
 	Set up Thanet Health and Wellbeing Board	The Board has been established. The project is now complete.	


Key Performance Indicators (KPIs)

None have been identified against this priority.


Priority 11: We will protect and preserve our public open spaces

Thanet has a diverse range of public open spaces, from areas of cliff top grassland through to formal parks, all a vital part of the natural environment that enriches the quality of life for our communities and visitors alike. The Council is committed to preserving them and retaining the character of the district whilst enabling sensitive enhancements for the benefit of all.

Key Projects

Alert	Description	Progress update	Explanation (if not on target) and next steps / remedial action
	<p>Submit a bid for funding for the reconstruction of the North Thanet Sea Wall</p>	<p>This project is to complete a study and then to prepare and submit a bid. The first aspect is achieved. Technical reports to inform the funding application are complete. However, there is no grant allocation available at this time.</p> <p>Detailed design is ongoing and is programmed for completion by the end of December in readiness for potential funding opportunities towards the end of the financial year when projects with a short lead-in time to construction may be at an advantage.</p> <p>The scheme itself will be designed to refurbish two lengths of north Thanet sea walls which were constructed in the mid 1950's – between Epple Bay and Westgate Bay, and also Westgate Bay and St Mildred's Bay.</p>	<p>The amber reflects uncertainty over funding.</p>

Key Performance Indicators (KPIs)

Alert	Description	Target	Actual	Explanation and remedial action (if not on target)
	Number of community groups working in active partnership with the Council on open spaces	15	20	<p>The groups are:</p> <ol style="list-style-type: none"> 1 Friends of Margate Cemetery 2 Westcliff Rose Garden 3 Spencer Square 4 Nelson Crescent 5 Liverpool Lawn 6 Montefiore Woods 7 Mocketts Wood 8 Dalby Sqaure 9 Charlotte Court 10 Friends of Ellington Park 11 League of Friends Ramsgate Cemetery 12 Windmill Project 13 Project Motormouth 14 St Peters Village Tour 15 St Lawrence churchyard 16 Broadstairs Brush up 17 Culmers allotments 18 Garden Gate project 19 Sea Road Gardens – Chilterns 20 Wrotham Crescent group <p>Also in priority 3</p>
N/A	Satisfaction with parks and open spaces	N/A (2012/13)	55% (2012/13)	2012/13 was the first year that a satisfaction question for parks and open spaces was included in the budget consultation.